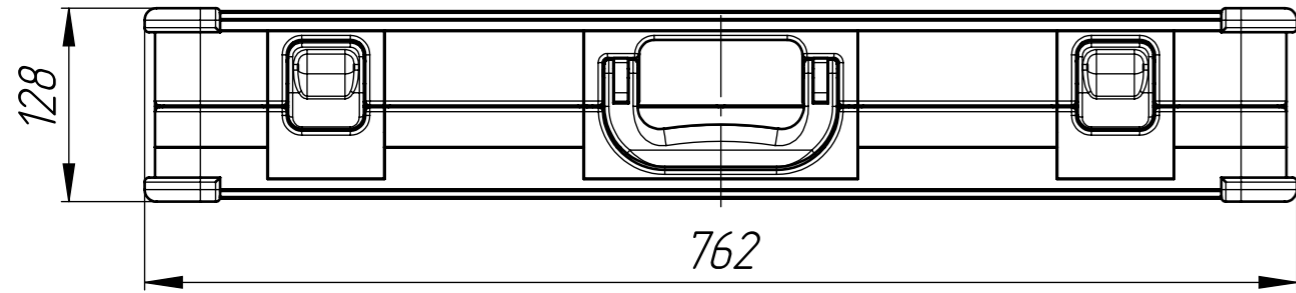


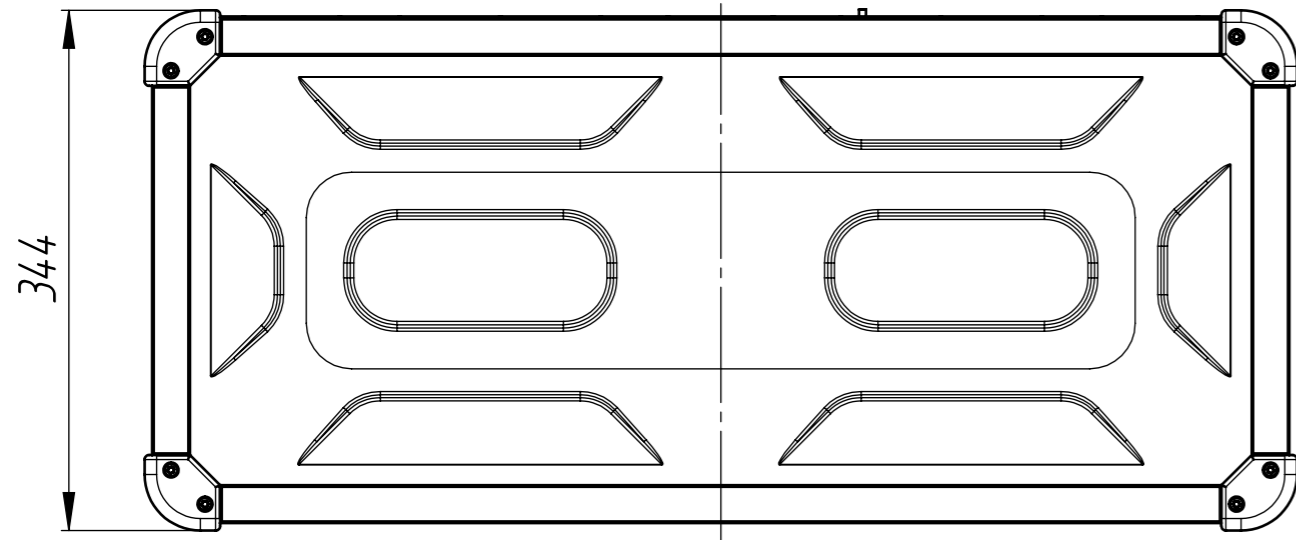
8 7 6 5 4 3 2 1

F



E

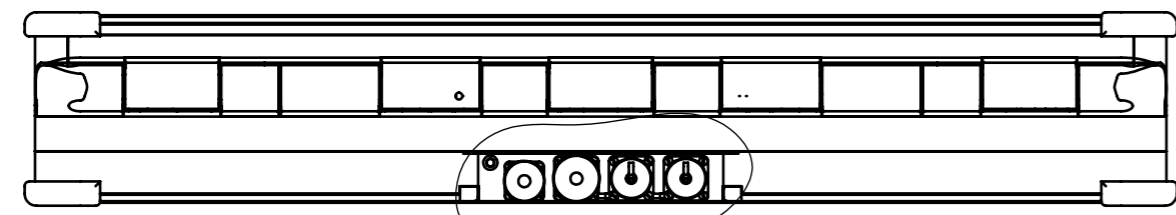
A



D

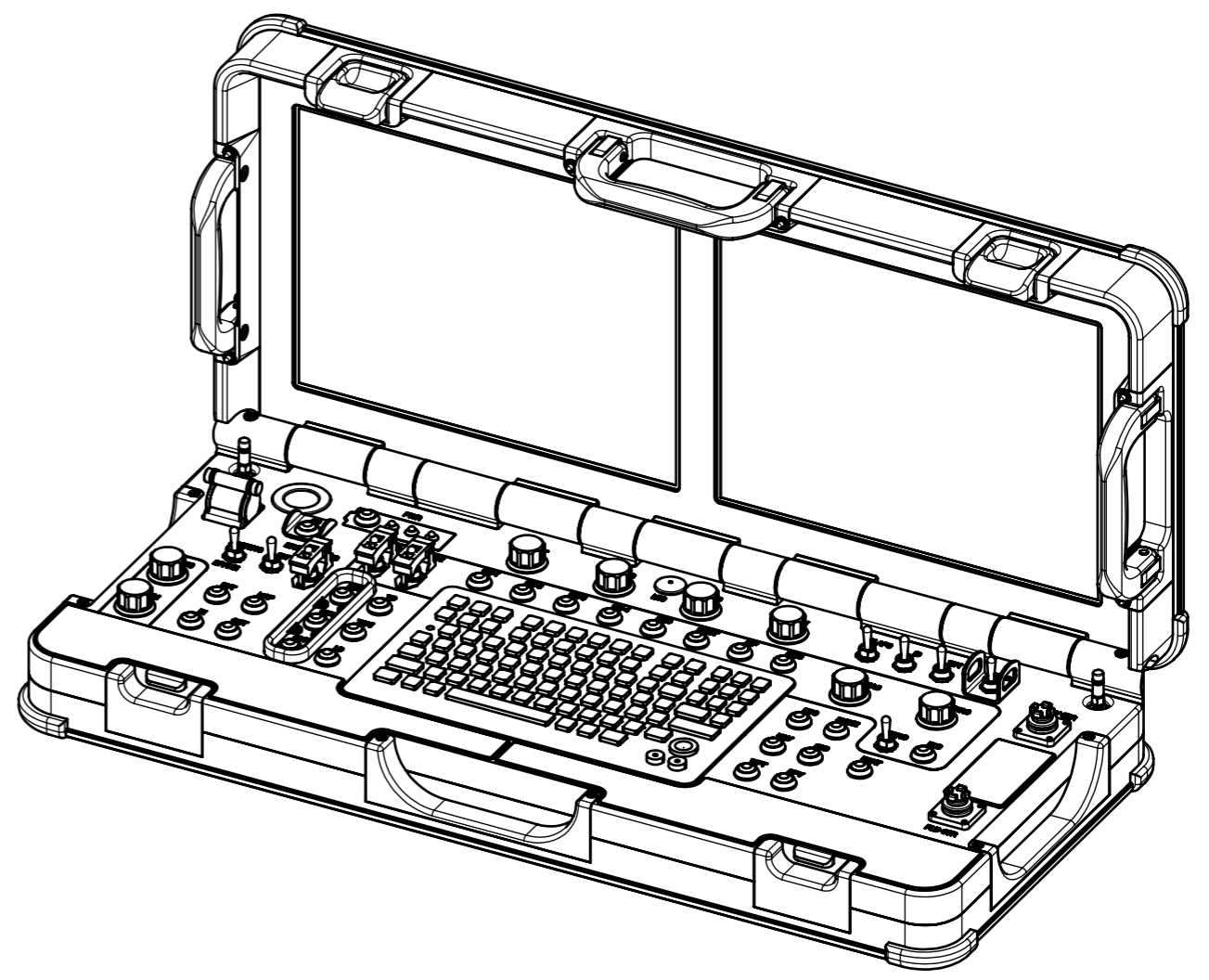
C

A

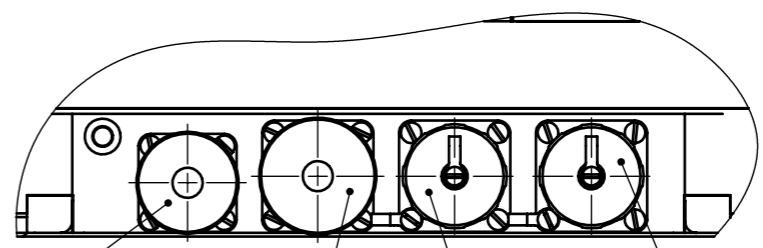


B

B



B (1:2)



SNC28-7/18 SNC28-19/22 LAN USB

A

This drawing and any information or descriptive material set out on it are the confidential and copyright property of UAVOS® and MUST NOT BE DISCLOSED, COPIED, LOANED in whole or part or used for any purpose without the written permission of UAVOS.

NEXT ASSY	USED ON
APPLICATION	

UNLESS OTHERWISE SPECIFIED
DIM ARE IN MILLIMETERS
[DIM ARE IN INCHES]
TOL ON ANGLES ±0.5°
0 PLACE ±0.5 1 PLACE ±0.1
INTERPRET DIM AND TOL
PER ASME Y14.5M
Surface Finish: Ra3.2

THIRD ANGLE PROJECTION

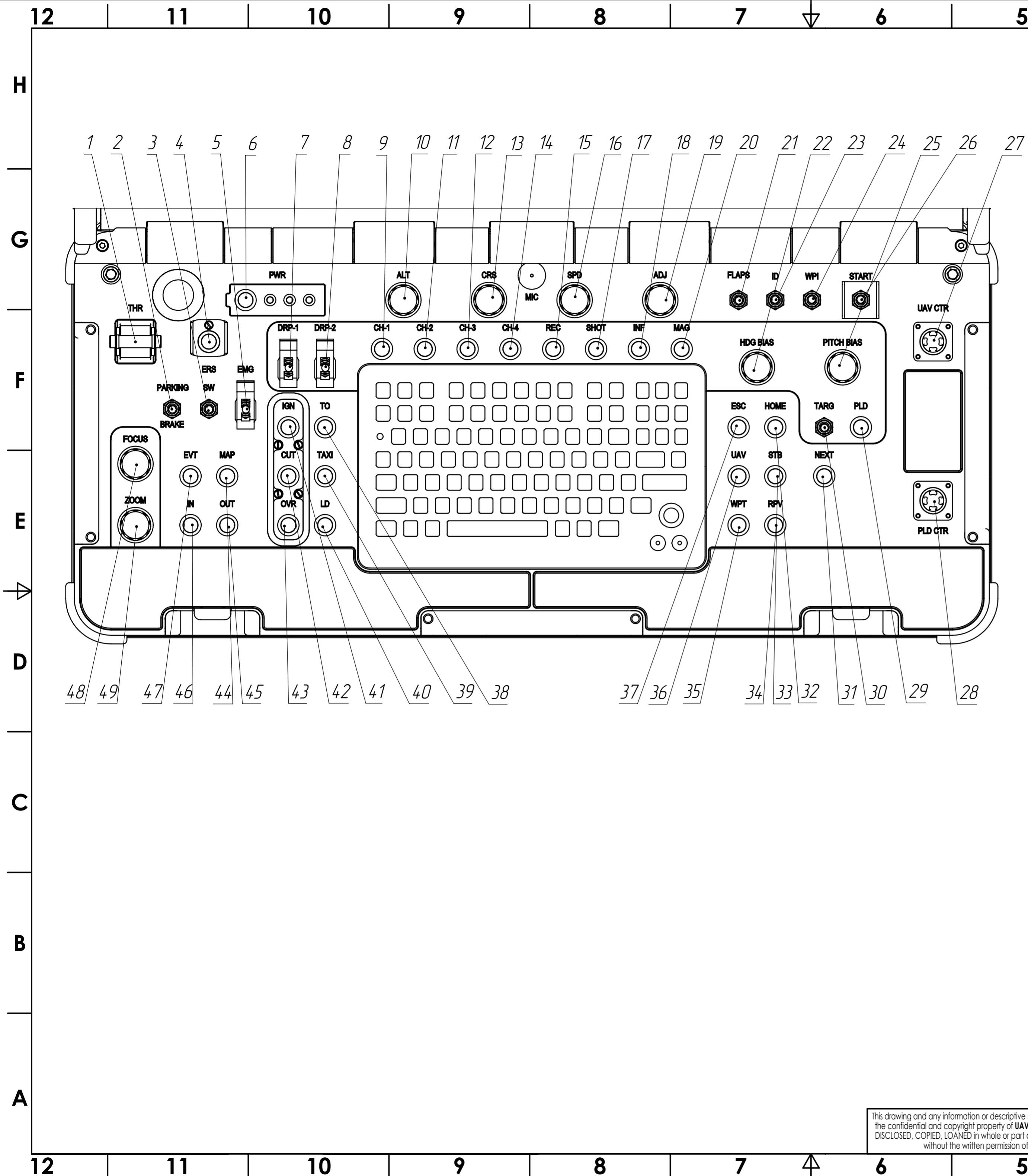
DRAFTER	
CHECKER	
DEV ENGR	
CONTRACT NO.	
UAVOS FUNDED	
MATERIAL	

UAVOS

TITLE
Portable ground control unit (PGCU)

SIZE A3	CAGE CODE	DRAWING NUMBER UV01.468323.01	REV 1
SCALE 1:5	WEIGHT KG 18.9	SHEET 1 OF 2	

8 7 6 5 4 3 2 1



Position	Label	Input type	Functionality description
1	THR	Throttle control lever	Engine throttle control
2	PARKING BRAKE	Three position toggle switch	Parking brake control: - forward (without lock) - brake is engaged; - middle - brake is disengaged; - backward (with lock) - parking brake
3	SW	Button	Parachute release
4	ERS	Button	Parachute deployment
5	EMG	Switch	Engages manual control mode
6	PWR	Button LED Level lights	Powers on/off the GCU Charge level indication: 3 lit - 100%; 2 lit - 50%; 1 lit - 30%.
7	DRP-1	Toggle switch	Payload drop - 1
8	DRP-2	Toggle switch	Payload drop - 2
9	CH-1	Button	Payload control - 1
10	ALT	Knob/push button	Commanded altitude control in the following flight modes: «WPT», «STBY», «HOME»
11	CH-2	Button	Payload control - 2
12	CH-3	Button	Payload control - 3
13	CRS	Knob/push button	Commanded heading control in the following flight modes: «WPT», «STBY», «HOME». In «LANDING» flight mode controls runway displacement.
14	CH-4	Button	Payload control - 4
15	REC	Button	Payload recorder control
16	SPD	Knob/push button	Commanded speed control in the following flight modes: «WPT», «STBY», «HOME»
17	SHOT	Button	Payload shutter control
18	INF	Button	Payload operation mode switch
19	ADJ	Knob/push button	Loiter radius control
20	MAG	Button	Switches on the maximum payload zoom
21	FLAPS	Three position toggle switch	Flaps deployment switch: - forward - take-off configuration; - middle - flaps retracted; - backwards landing configuration.
22	HDG BIAS	Knob	Payload heading control
23	ID	Switch	Switches between the UAV
24	WPI	Switch	Switches to the next WPT
25	PITCH BIAS	Knob	Payload pitch control
26	START	Two position toggle switch	Running stage activation in takeoff control mode.
27	UAV CTR	Joystick	UAV control around lateral and longitudinal axis in all flight modes. Upon the joystick deflection the UAV changes its position, as soon as the joystick released the UAV returns to its track and climbs to the commanded altitude.
28	PLD CTR	Joystick	Payload control around lateral and longitudinal axis.
29	PLD	Button	Payload power control.
30	TARG	Toggle switch	Engages the payload tracking
31	NEXT	Button	Switches to the next flight stage
32	HOME	Button	Engages the «HOME» flight mode
33	STB	Button	Engages a «STBY» flight mode
34	RPV	Button	Pitch and Roll angles stabilization
35	WPT	Button	Engages the «Waypoint» flight mode
36	UAV	Button	Engages the «UAV» flight mode
37	ESC	Button	Cancel's current flight mode.
38	TO	Button	Engages the «Take off» flight mode
39	TAXI	Button	Engages the «TAXI» flight mode
40	LD	Button	Engages the «LANDING» flight mode
41	IGN	Button	Ignition power control.
42	CUT	Button	Engages throttle cut.
43	OVR	Button	Engages throttle override
44	MAP	Button	Switches on/off the map
45	OUT	Button	Increases the map scale
46	IN	Button	Decreases the map scale
47	EVT	Button	In/op
48	FOCUS	Knob	Payload focus adjustment
49	ZOOM	Knob	Adjusts the payload focus distance